

Le strategie e le politiche europee alla soglia del nuovo settennato 2021-2027



ROSSELLA RUSCA

Le strategie e le politiche europee alla soglia del nuovo settennato 2021-2027



IL QUADRO FINANZIARIO PLURIENNALE (QFP) 2021-2027

1. La proposta della Commissione
2. Lo stato del negoziato
3. I nuovi fattori da considerare

Le strategie e le politiche europee alla soglia del nuovo settennato 2021-2027



1. La proposta della commissione (maggio 2018)



NEW STRUCTURE OF THE EU BUDGET

In billion euro, current prices



I. SINGLE MARKET, INNOVATION AND DIGITAL €187.4

- 1 Research and Innovation
- 2 European Strategic Investments
- 3 Single Market
- 4 Space



II. COHESION AND VALUES €442.4

- 5 Regional Development and Cohesion
- 6 Economic and Monetary Union
- 7 Investing in People, Social Cohesion and Values



III. NATURAL RESOURCES AND ENVIRONMENT €378.9

- 8 Agriculture and Maritime Policy
- 9 Environment and Climate Action



IV. MIGRATION AND BORDER MANAGEMENT €34.9

- 10 Migration
- 11 Border Management



V. SECURITY AND DEFENCE €27.5

- 12 Security
- 13 Defence
- 14 Crisis Response



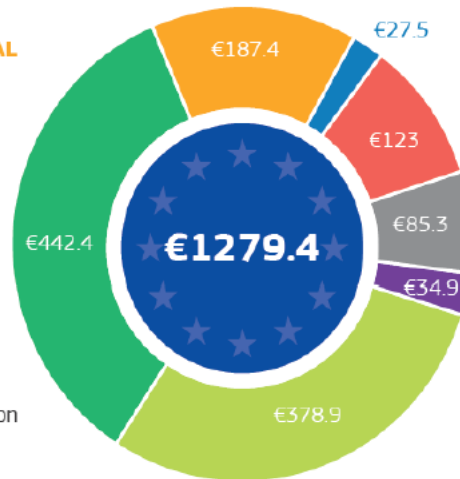
VI. NEIGHBOURHOOD AND THE WORLD €123

- 15 External Action
- 16 Pre-Accession Assistance



VII. EUROPEAN PUBLIC ADMINISTRATION €85.3

- 17 European Public Administration



Source: European Commission

Proposta allocazioni fondi strutturali

Allocations by Member State

Member State	2021-27 allocation (billions, 2018 prices)	Change from current period (%)	Aid intensity (EUR/head)	Change from current period (%)
BG	8.9	8	178	15
RO	27.2	8	196	17
HR	8.8	-6	298	0
LV	4.3	-13	308	0
HU	17.9	-24	260	-22
EL	19.2	8	254	12
PL	64.4	-23	239	-24
LT	5.6	-24	278	-12
EE	2.9	-24	317	-22
PT	21.2	-7	292	-5
SK	11.8	-22	310	-22
CY	0.9	2	147	-5
SI	3.1	-9	213	-11
CZ	17.8	-24	242	-25
ES	34.0	5	105	3
MT	0.6	-24	197	-28
IT	38.6	6	91	5
FR	16.0	-5	34	-9
FI	1.6	5	42	2
BE	2.4	0	31	-5
SE	2.1	0	31	-6
DE	15.7	-21	27	-20
DK	0.6	0	14	-3
AT	1.3	0	21	-4
NL	1.4	0	12	-3
IE	1.1	-13	33	-17
LU	0.1	0	16	-14
EU27	331	-9.9	106	-11

Et
Cc

3 categories of NUTS-2 regions

- *Based on GDP/head (PPS)*
- *Source: Eurostat, years 2014-2015-2016*
- *Less developed: less than 75% of the EU27 average*
- *Transition: between 75% and 100%*
- *More developed: above 100%*

Categorie di regioni e criteri considerati oltre il PIL

	LD	TR	MD
Allocation (EUR bns 2018 prices)	198.6	45.9	34.8
Nb regions	75	68	93
Population (MM inhab)	123.6	112.5	208.4

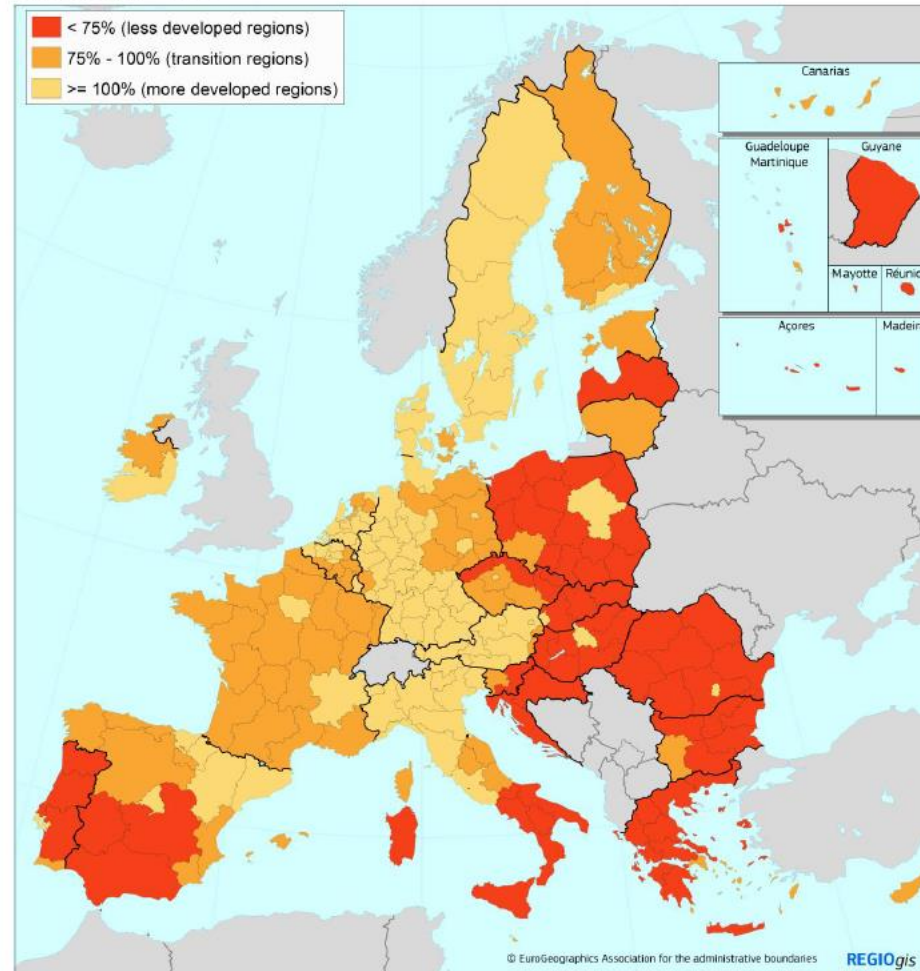
➤ **Top-up reflecting socio-economic, environmental and demographic challenges:**

- Unemployment
- Youth unemployment
- Low level of education
- Greenhouse gas emission
- Migration

Regioni eleggibili per categoria

GDP/head (PPS) by NUTS2 region, average 2014-15-16

Index, EU-27 = 100






REGIONAL DEVELOPMENT AND COHESION (Head.2)

- ❑ A strengthened link with the European Semester
- ❑ A simplified framework and less red tape for the beneficiaries of the funds
- ❑ A more tailored approach to regional development




EUROPEAN REGIONAL DEVELOPMENT AND COHESION FUND

Budget of €273 billion

-  investing in research and innovation
-  support small businesses
-  help with the transition towards a low-carbon economy
-  support digital, energy and transport networks
-  fund better health, education and social infrastructure and sustainable urban development

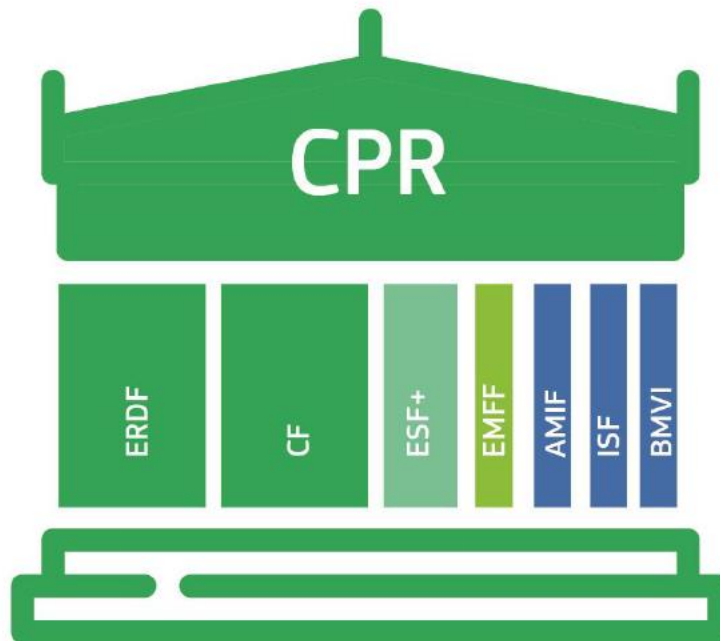
EUROPEAN SOCIAL FUND+

Budget of €100 billion

-  investing in people
-  ensuring fairer opportunities for all
-  funding skills, youth employment and social inclusion

Source: European Commission

7 funds, 1 regulation



CPR covers delivery.
1 set of rules is:

- More coherent
- Simpler to learn
- Simpler to combine



Policy objectives

11 objectives are simplified and consolidated to 5:

1. A smarter Europe (innovative & smart economic transformation)
2. A greener, low-carbon Europe (including energy transition, the circular economy, climate adaptation and risk management)
3. A more connected Europe (mobility and ICT connectivity)
4. A more social Europe (the European Pillar of Social Rights)
5. A Europe closer to citizens (sustainable development of urban, rural and coastal areas and local initiatives)

Horizontal issues: administrative capacity building, cooperation outside the programme area



The conditions for success 1: enabling conditions

- Fewer, from 35 to 20 (4 horizontal and 16 thematic)
- Clearer: tangible fulfilment criteria detailed in the annexes (no guidance)
- Focussed: improvement of effectiveness of spending
- Condition for declaration of expenditure for the specific objectives concerned
- Directly applicable: no action plans
- Applicability throughout the whole period



The conditions for success 2: governance and reform

- European Semester – taken into account at least twice (beginning and midterm review)
- Macroeconomic conditionality maintained
- Reform Support Programme
- Rule of law – dedicated regulation applying to all EU expenditure, will not affect beneficiaries (MSs obliged to continue financing)

ERDF THEMATIC CONCENTRATION

- Maintaining spending in the key areas for growth and jobs
- At national level based on GNI per head => flexibility

For countries with:	minimum % PO1 ("smarter Europe")	minimum % PO2 ("greener, low carbon Europe")
GNI below 75%	35%	30%
GNI 75-100%	45%	30%
GNI above 100%	60%	PO1 + PO2 min. 85%

- 6% of budget to urban development, delivered through local development partnerships

ESF+ THEMATIC CONCENTRATION

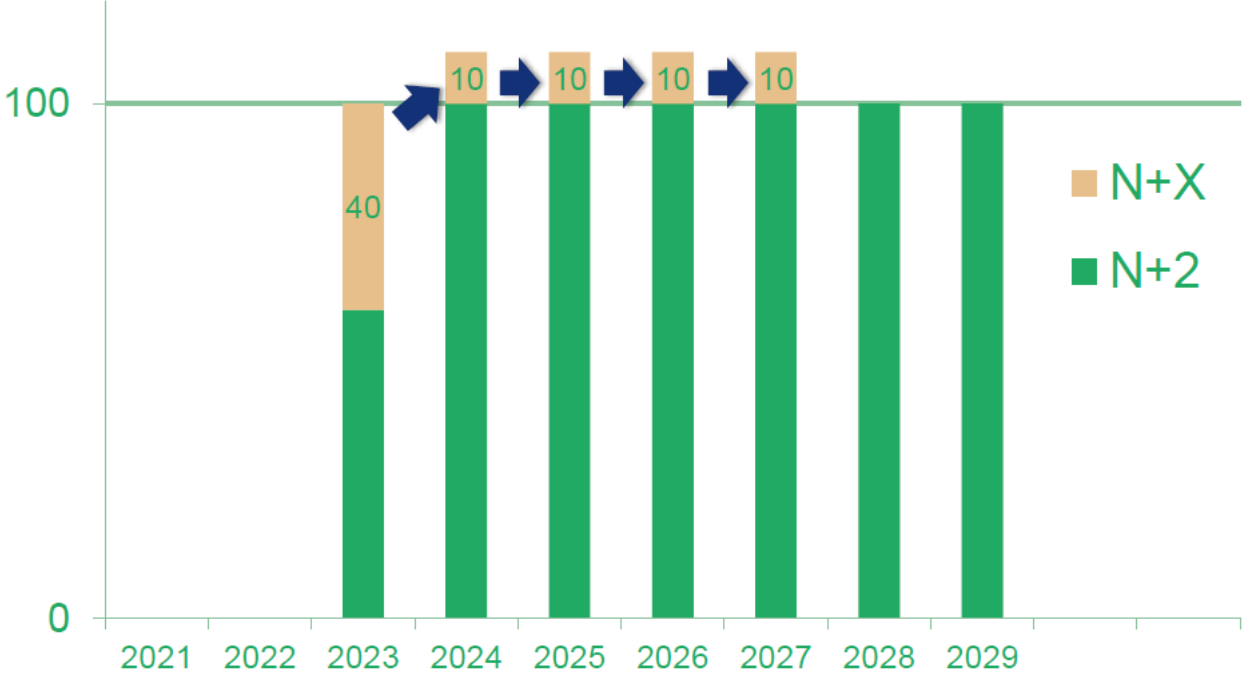
- at least 25% dedicated to social inclusion
 - at least 2% to address material deprivation (counting towards the 25%)
- MS with high NEET rates, at least 10% to youth employment

Lower cofinancing ceilings

Ceiling	Applies to
70%	Less developed regions Outermost regions Cohesion Fund Interreg
55%	Transition regions
40%	More developed regions

"Quid pro quo": VAT eligibility
Specific rules for revenue generating projects

Decommitment schedule





2. Lo stato del negoziato

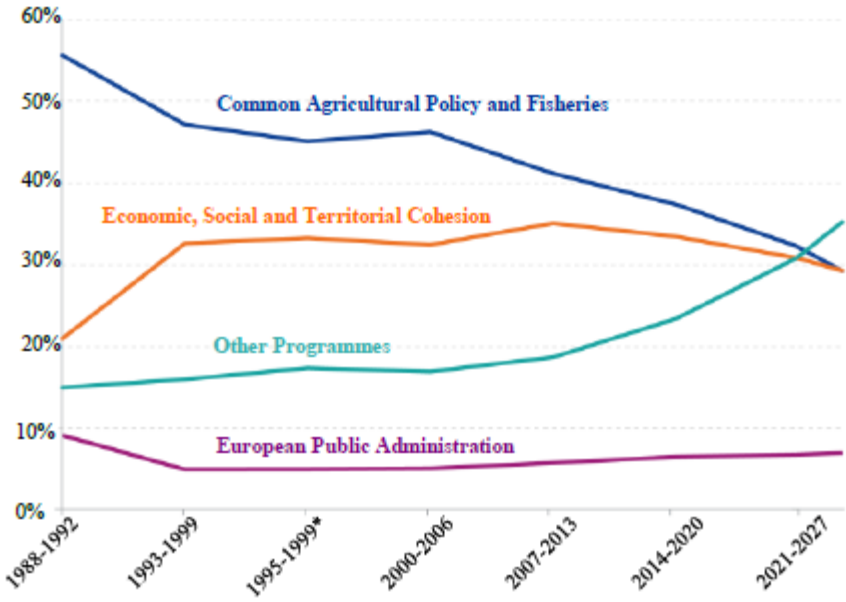


QUADRO FINANZIARIO PLURIENNALE

Un negoziato difficile

- Brexit
- Rapporti tra UE e altre regioni globali
- Divisione est-ovest e quadro politico complesso
- Divisione nuove/vecchie priorità (difesa, migrazione, sicurezza, digitale, ecc)
- Divisione contribuenti netti/beneficiari

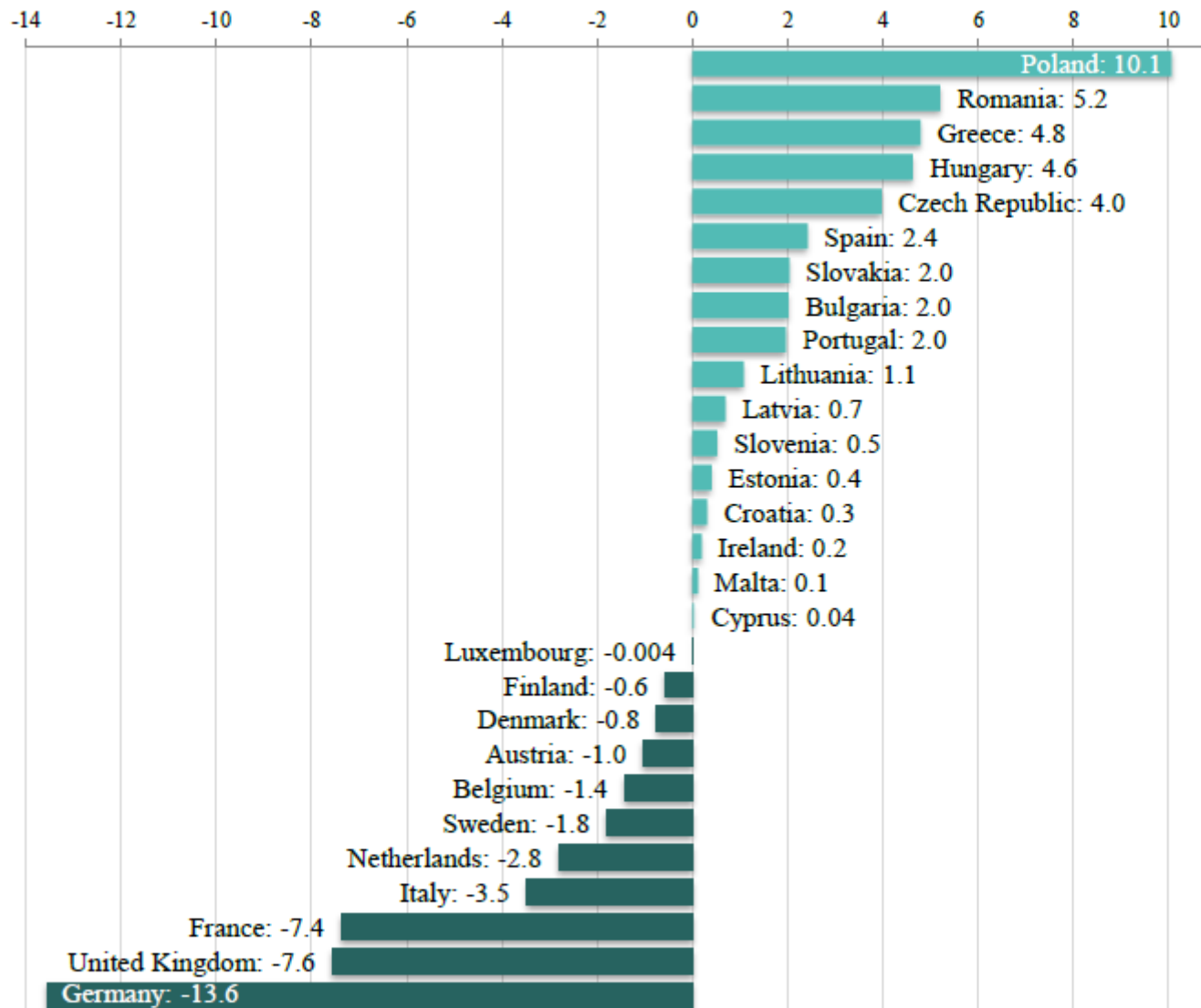
Evolution of main policy areas in the EU budget



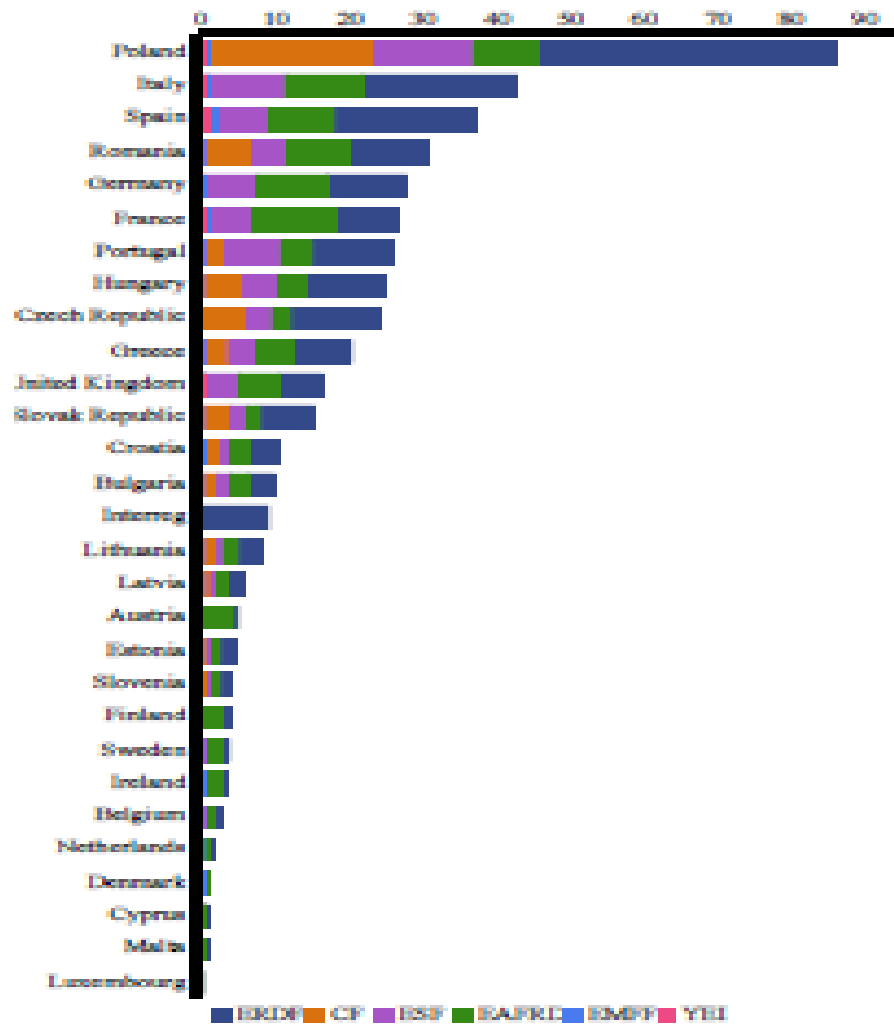
*Adjusted for 1995 enlargement

Europe in accounting terms

EU budget: average annual balance 2014-2016* (EUR billion)



* Average operating budgetary balances 2014-2016 in EUR billion. Figures may vary per year.





QUADRO FINANZIARIO PLURIENNALE

La Commissione propone, il Consiglio europeo definisce la propria posizione all'unanimità; il Parlamento dà un parere (approva o respinge).

REGOLAMENTI – PACCHETTO LEGISLATIVO COESIONE

La Commissione propone i regolamenti; il Consiglio definisce le proposte di emendamento a maggioranza qualificata; il Parlamento propone emendamenti. Le tre istituzioni si confrontano (trilogo) e Parlamento e Consiglio definiscono un testo di compromesso condiviso (codecisione).



QUADRO FINANZIARIO PLURIENNALE

Impegno del Consiglio europeo a definire la propria posizione entro il 2019.

A ottobre il Consiglio europeo discute i primi elementi del QFP: la dimensione finanziaria, le allocazioni per grandi aree (rubriche), le condizionalità.

A dicembre il Consiglio europeo discute un testo di conclusioni sul QFP completo (negotiating box).



REGOLAMENTI – PACCHETTO LEGISLATIVO COESIONE

- Consiglio e Parlamento hanno definito le loro posizioni su tutti le proposte di regolamenti
- Avviato il trologo per il Regolamento di disposizioni comuni (CPR), a seguire si avvieranno quelli sui regolamenti specifici per fondo (FESR, FSE+) e per Interreg.



DOVE TROVO I DOCUMENTI?

- Proposte della Commissione:
 - https://publications.europa.eu/en/web/general-publications/eu_budget_for_the_future



DOVE TROVO I DOCUMENTI?

Posizione del Parlamento (prime letture)

- CPR
 - [https://oeil.secure.europarl.europa.eu/oeil/popups/ficheprocedure.do?reference=2018/0196\(COD\)&l=en](https://oeil.secure.europarl.europa.eu/oeil/popups/ficheprocedure.do?reference=2018/0196(COD)&l=en)
- FESR
 - [https://oeil.secure.europarl.europa.eu/oeil/popups/ficheprocedure.do?reference=2018/0197\(COD\)&l=en](https://oeil.secure.europarl.europa.eu/oeil/popups/ficheprocedure.do?reference=2018/0197(COD)&l=en)
- INTERREG
 - [https://oeil.secure.europarl.europa.eu/oeil/popups/ficheprocedure.do?reference=2018/0199\(COD\)&l=en](https://oeil.secure.europarl.europa.eu/oeil/popups/ficheprocedure.do?reference=2018/0199(COD)&l=en)
- FSE+
 - [https://oeil.secure.europarl.europa.eu/oeil/popups/ficheprocedure.do?reference=2018/0206\(COD\)&l=en](https://oeil.secure.europarl.europa.eu/oeil/popups/ficheprocedure.do?reference=2018/0206(COD)&l=en)

Le strategie e le politiche europee alla soglia del nuovo settennato 2021-2027



3. I nuovi fattori

Le priorità della Commissione 2019-2024

https://ec.europa.eu/commission/sites/beta-political/files/political-guidelines-next-commission_en.pdf

- A European Green Deal
- An economy that works for people
- A Europe fit for the digital age
- Protecting our European way of life
- A stronger Europe in the world
- A new push for European democracy

Le strategie e le politiche europee alla soglia del nuovo settennato 2021-2027



- A European Green Deal
 - Target più elevati di diminuzione delle emissioni: più forte concentrazione tematica delle risorse
 - Un nuovo Just Transition Fund per le regioni carbonifere e con molte industrie energivore
- An economy that works for people
 - Sostegno alle riforme (Budgetary Instrument for Convergence and Competitiveness for the euro area)
 - Semestre europeo e obiettivi di sviluppo globale sostenibile (SDG 2030)
 - Pilastro sociale
 - Child Guarantee
 - Condizionalità sociali
- Protecting our European way of life
 - Regolamento Rule of law



Grazie per la vostra attenzione!

Rossella Rusca

rossella.rusca@gmail.com