








Città di Venezia
 Direzione Mobilità e Trasporti
 Settore Mobilità






































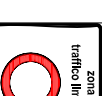
Zona a Traffico Limitato per i veicoli a motore, non
 adibiti al trasporto di persone, nell'area di Mestre
 Centro: ZTL VAM 1

Allegato all'ordinanza dirigenziale n° 152 del
 14/04/2011

LEGENDA

-  Delimitazione della Zona a Traffico limitato
-  Delimitazione della Zona a Traffico limitato -
versante sud
-  punto di installazione della segnaletica
-  strade percorribili a fasce orarie con veicoli isolati
con massa massima superiore a 3,5t
-  strade percorribili anche da complessi di veicoli

SEGNALETICA STRADALE PREVISTA

		zona traffico limitato							
		zona traffico limitato							
		zona traffico limitato							
		zona traffico limitato							
		zona traffico limitato	